



**SARAH
HOMES**




HOUSE & LAND
WALLAROO SHORES



WHITELEY 2 STOREY 180

from:

\$437,148

Lot Size: 16.0m wide 512m²  4  2  1

Wallaroo Shores – to suit 16.0m allotments

All designs can be modified:

2700mm high ceilings

Floor Coverings throughout

Double garage with automatic panel lift door

Large undercover hardwood decking balcony

Generous footings allowance

Large open plan living area and second family room

Skillion Roof Design

Ducted, reverse cycle Air Conditioning

Instantaneous 27 litres/minute gas hot water service



for more information please contact our Sarah Homes consultant

LEIGH JOHNSON 0416 187 024

Land details: Craig Costello 0448 212 066

Harris Real Estate Kent Town RLA 226409



WWW.SARAHHOMES.COM.AU 158 RAILWAY TERRACE, MILE END SA 5031, P(08) 8301 8333 INFO@SARAHHOMES.COM.AU

Images are shown for illustrative purposes and may not represent the final product. Price excludes air conditioning, floor coverings, window treatments, paving, retaining walls (if required), landscaping or fencing. Final price will vary depending on selections, engineering, council requirements and adjustments to allowances. All sales and contracts are subject to final council and developer approval. The land referred to in this house and land package is not owned by Sarah Homes and we make no representations about the suitability of the land to build on or otherwise. *Visit www.sarahhomes.com.au for more information. BLDI75837